



K. K. Wagh Education Society's

K. K. Wagh Arts, Commerce, Science & Computer Science College, Kakasaheb Nagar

At. Post. Kakasaheb Nagar, Tal. Niphad, Dist. Nashik – 422308.

(Affiliated to Savitribai Phule Pune University)

SPPU ID: PU/NS/ACSCS86/2004

College Code: 774

A.I.S.H.E. Code: C-42166



+ 91-2550- 257291



principal-seniorknagar@kkwagh.edu.in



[www. https://asck.kkwagh.edu.in](http://www.https://asck.kkwagh.edu.in)

CRITERION NO- VII: Institutional Values and Best Practices

7.1.1 Institution has initiated the Gender Audit and measures for the promotion of gender equity during the last five years.

Index

Sr. No.	Particulars	Page No.
1.	Gender Audit	01 - 36





K. K. Wagh Education Society's

K. K. Wagh Arts, Commerce, Science & Computer Science College, Kakasaheb Nagar

At. Post. Kakasaheb Nagar, Tal. Niphad, Dist. Nashik – 422308.

(Affiliated to Savitribai Phule Pune University)

SPPU ID: PU/NS/ACSCS86/2004

College Code: 774

A.I.S.H.E. Code: C-42166

+ 91-2550- 257291



principal-seniorknagar@kkwagh.edu.in



[www.https://asck.kkwagh.edu.in](https://asck.kkwagh.edu.in)

7.1.1 - Institution has initiated the Gender Audit and measures for the promotion of gender equity during the last five years.

GENDER AUDIT OF

**K.K.Wagh Art's, Commerce, Science & Computer Science College
Kakasaheb Nagar, Tal- Niphad, Dist- Nashik
2018-19 TO 2022-23**

Dr. A. S. Gaware

Principal Investigator


Gender Audit

**K.K.Wagh Art's, Commerce, Science & Computer Science College
Kakasaheb Nagar, Tal- Niphad, Dist- Nashik**



TABLE OF CONTENTS

S. N.	Content	Page No.
1	Gender Audit Conduction Team	02
2	Vision & Mission	03
3	Acknowledgement	04
4	Introduction	05
5	Objectives of the Gender Audit	06
6	Gender sensitive features	07
7	Year wise enrolled candidates in Earn and Learn Scheme	08
8	Gender wise details of Blood Donation Camp	09
9	Medical Checkup (HB) record of Gender wise students	10 to 11
10	Number of gender sensitization Programs organized	12
11	Various activates for girl students.	13
12	Year wise Gender Classification	14
13	Gender Difference in Various Social Categories	15 to 19
14	Faculty wise Gender Difference of the students	20 to 24
15	Gender Difference in enrollment as NSS Volunteers	25
16	Gender Difference in Participate in Sport Competition	26
17	Gender Difference in Teaching Faculty	27
18	Gender Difference in Non-Teaching Faculty	28
19	Conclusion	29



Gender Audit Conduction Team

S.N.	Name of Staff	Designation
1	Dr. Atul S. Gaware	Principal
2	Prof. Vaishali G. Shinde	Coordinator - Gender Audit
3	Dr. Nitin S. Jadhav	Member - Gender Audit
4	Prof. Jyoti R. Borgude	Member - Gender Audit
5	Prof. Sujit M. Medhane	Member - Gender Audit
6	Mr. Sachin V. Kale	Member - Gender Audit



Vision

To empower rural students for success in the
Competitive world through quality education.

Mission

To groom students to be self- dependent
and responsible citizens through value
based and skill based education.



ACKNOWLEDGEMENT

I offer my deepest gratitude to the authority of K.K.Wagh Education Society Nashik especially, the Chairman, Hon. Sameer Balasaheb Wagh and the Secretary, Hon. K.S.Bandi for their constant encouragement and support.

Special vote of thanks to be extended to Hon. Prin. Dr. A. S. Gaware for his decision of conducting Gender Audit of K.K.Wagh Art's, Commerce, Science & Computer Science College, Kakasaheb Nagar Thanks him for entrusting my potential for gender audit.

I express my warm thanks to Prof.S. S. Jagtap, Prof. M. S. Pawar, Dr. T. G. Bable, Prof. M. B. More, Prof. V. G. Shinde, Prof. S. M. Medhane, Prof. J. R. Borgude, Mr. S. V. Kale and all my colleagues for their meticulous assistance to complete the Gender Audit.

Thanks are due to the office staff of K.K.Wagh Art's, Commerce, Science & Computer Science College, Kakasaheb Nagar for data collection.



INTRODUCTION

K. K. Wagh Art's, Commerce, Science & Computer Science College, Kakasaheb Nagar was started at Kakasaheb Nagar in 2004 with the aim of imparting or providing education to the students from rural areas.

K. K. Wagh College proven by brilliant performance of the alumni in various field, discipline, quality & transparency are the three pillars of work in implementing various student focused schemes in the college.

According in the content of changing situation in the formation of college students, it is necessary to inculcate a scientific approach & more importantly that the student should be secular. He must successfully face the life threatening competition in the field of education as every student in the college develops holistically. This the priority of the college to make every effort in this regard discipline is top priority in colleges as it is a matter of concern to the society at present and this discipline is binding from me to the last element working in the college.

In addition to daily teaching, the college has always made it priority to give students the opportunity to participate in National Service Scheme (N.S.S) Indoor/outdoor sports, various competitions, cultural programs, seminar & workshops, lecture by expert etc. Also through the counseling & competitive examination guidance center, more attention is paid to the carrier development of the students

Training and employment opportunities are provided to the students through the college training, placement department

Spacious building & playground, up to date commercial science & computer laboratory ,well-equipped+ library, student safety, environmental friendly college campus & personal attention to experienced & expert faculty students etc.


I hope you will definitely benefit from the strengths of the college.



Objectives

The Gender Audit has the following objectives:

- To find out the areas where gender balance exists and the factors behind the gender balance.
- To establish good gender balance in decision-making processes in all areas of the college activities.
- To suggest measures for bridging the gender gap.
- To Foster gender equality in all aspects of college community.
- To see the work and capacity for prevention of sexual harassment at the college



GENDER SENSITIVE FEATURES

K.K.Wagh Art's, Commerce, Science & Computer Science College, Kakasaheb Nagar, Gender sensitive features are carefully observed in every corner of the college system. By forming various committees like Anti-ragging, Internal Complaints, and Sexual Harassment Prevention, and providing adequate facilities to girls, gender equality is kept upright in the college.

Facilities for Girls:

K. K. Wagh Arts, Commerce, Science & Computer Science College, Kakasaheb Nagar is always flourished with students. To avoid rush and other mishaps, separate provisions are made at various places for girls.

I. Separate Entrance:

The separate entrance avoids chaotic situation. It is one of the safety measurements for girls.

II. Parking Facilities:

A well observed parking of two-wheelers for girls is one of the disciplines in this college.

III. Study Room:

Independent study room in the library always leads to the excellent performance of girls.

IV. Separate Book-giving Centre:

The separate book-giving center marks a discipline.

V. Ladies Room:

Provision is made for girls resting mode in Ladies Room. There is an adequate place and silence kept for girls to study. A notice board is also placed in Ladies Room.

VI. Girls Washroom:

At different places girls washrooms are situated in the college with ample supply of water and regular cleaning. Also vending machine and a burning machine have been installed in the girls' washroom.

VII. Drinking Water:

Two places separate water coolers and water purifiers are installed.

VIII. Health Care Center

A medical room with necessary equipment and essential medicine has been arranged for emergency medical facility.



Earn and Learn Scheme

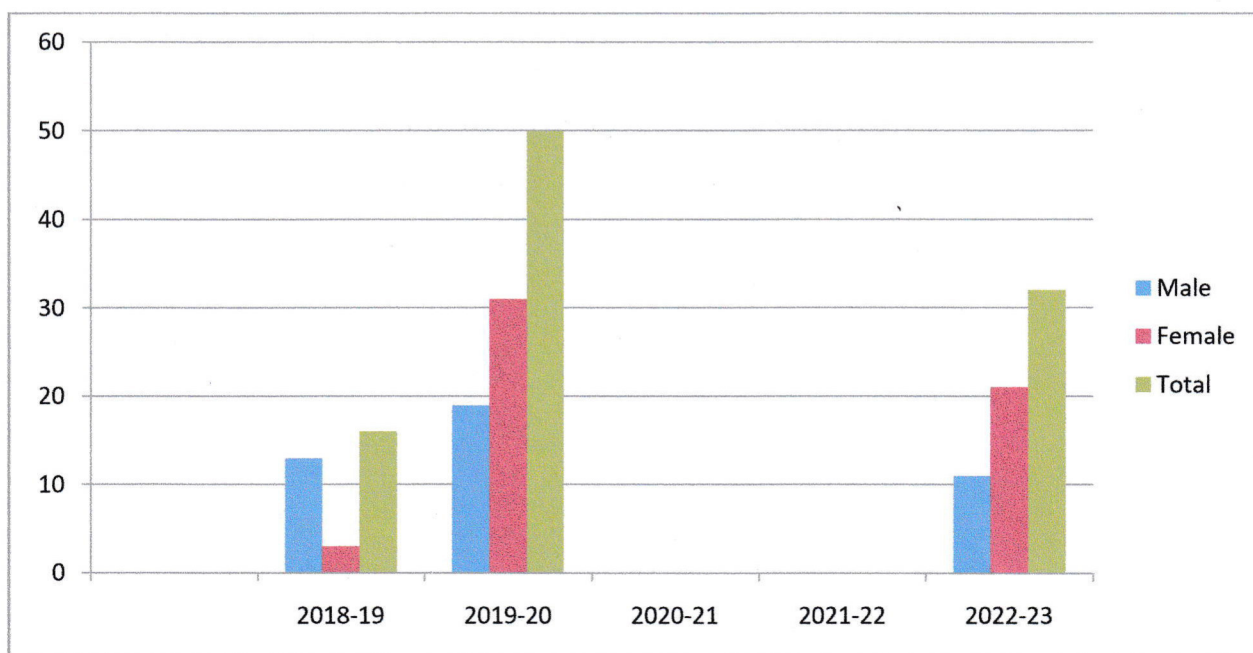
The college enthusiastically provides student oriented schemes for their upliftment and empowerment. "The Earn and Learn Scheme" was started for keeping gender equality in view. The students are selected on the basis of economic poverty and their needs. The selection is made through proper procedure- inviting applications- scrutinizing them – and interview. The payment is given as per clock hour basis.

Table No. 1.

Year wise enrolled candidates in Earn and Learn Scheme

S.N.	Year	Male	Female	Total	Percentage	
					%Male	%Female
1	2018-19	13	3	16	81.25	18.75
2	2019-20	19	31	50	38	62
3	2020-21	0	0	0	0	0
4	2021-22	0	0	0	0	0
5	2022-23	11	21	32	34.38	65.625

The above table no 1. Indicates year wise enrolled candidates in Earn and Learn Scheme from academic years 2018-19 to 2022-23. Also the table shows year wise gender classification and percentage of students. Graph: Year wise enrolled candidates in Earn and Learn Scheme.



The bar graph shows gender classifications in the Earn and Learn Scheme - 2018-19 to 2022-23

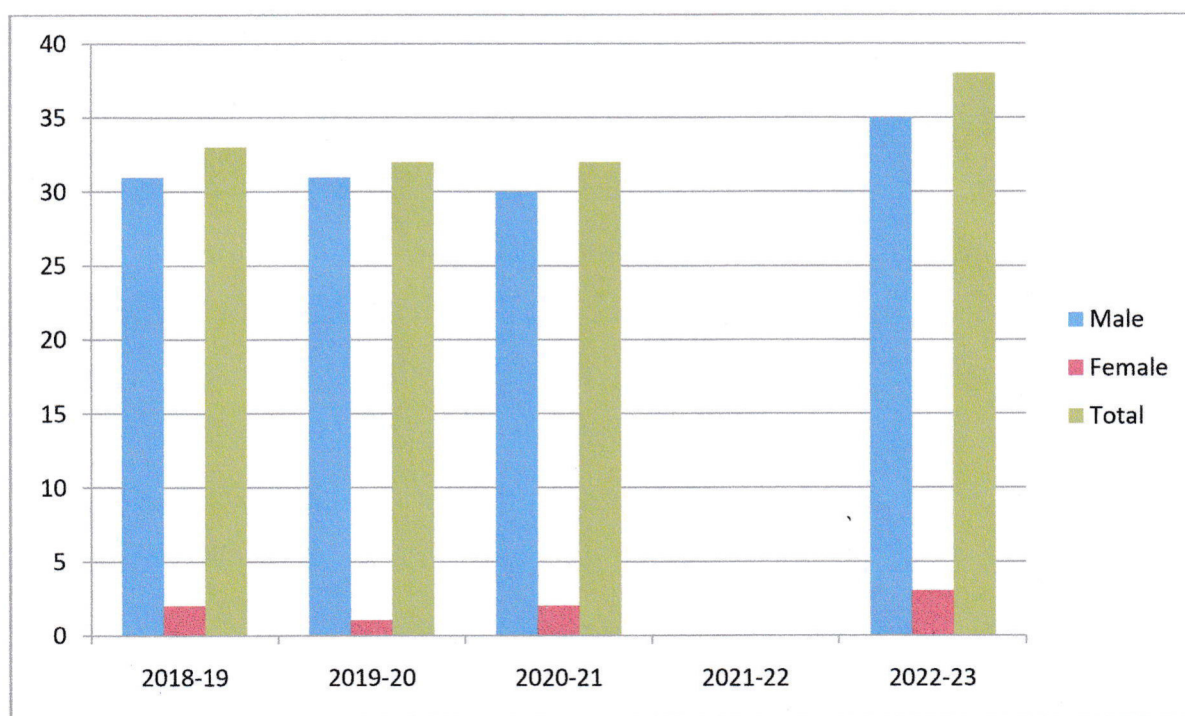


Health Camp

Table No. 2. Gender wise details of Blood Donation Camp

S. N.	Year	Date	M	F	Total	%Male	%Female
1	2018-19	27/12/2018	31	02	33	93.94	6.06
2	2019-20	05/12/2019	31	01	32	96.88	3.13
3	2020-21	22/01/2021	30	02	32	93.75	6.25
4	2021-22	-	0	0	0	0.00	0.00
5	2022-23	01/12/2022	35	03	38	92.11	7.89

The table no 2 indicates year wise analysis of participated candidates in Blood Donation Camp from academic years 2018-19 to 2022-23.



Graph: Gender wise details of Blood Donation Camp - 2018-19 to 2022-23



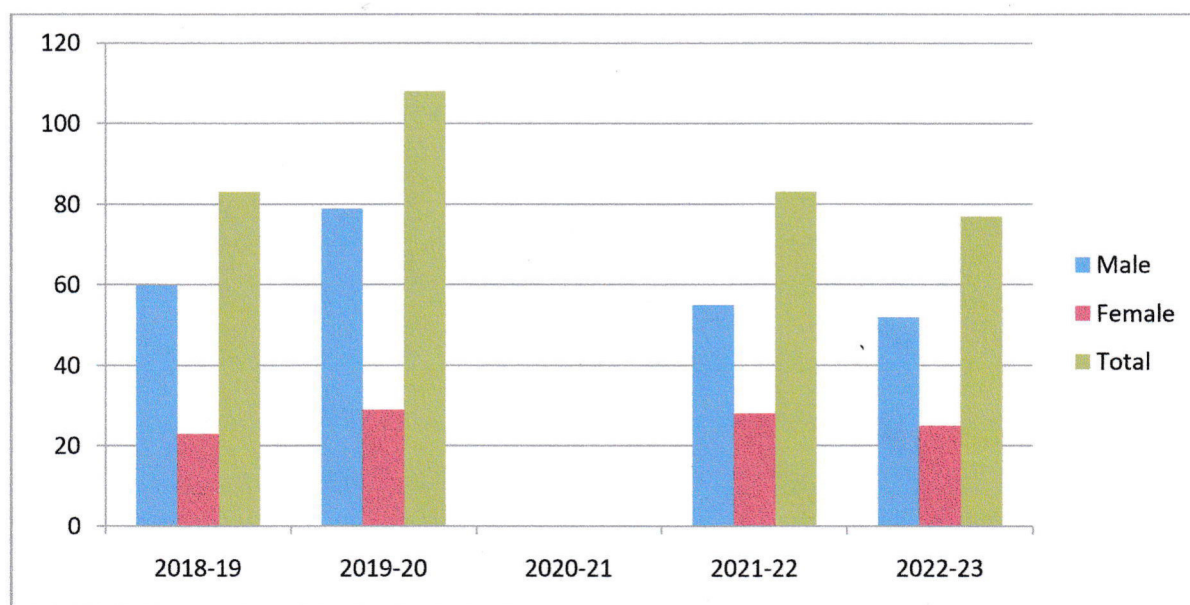
Table No. 3. Medical Checkup Record of Gender Wise Students

Year	FYBA		FYBSC		FYBCOM		FYBCS		Total		
	M	F	M	F	M	F	M	F	T	%M	%F
2018-19	60	23	80	40	43	20	26	17	309	67.63	32.37
2019-20	79	29	87	20	59	16	11	09	310	76.12	23.88
2020-21	-	-	-	-	-	-	-	-		-	-
2021-22	55	28	49	21	25	17	12	13	220	64.09	35.91
2022-23	52	25	40	19	25	19	48	32	260	63.46	36.54

The above table no 3.indicates year wise analysis of benefited candidates in Medical Checkup (HB) from academic years 2018-19 to 2022-23. Every year, the Health Camp is organized for all students of first year. In every camp all girl students Blood Group, Hemoglobin and Blood Pressure was checked.

Graph: Gender wise details of Medical Checkup record

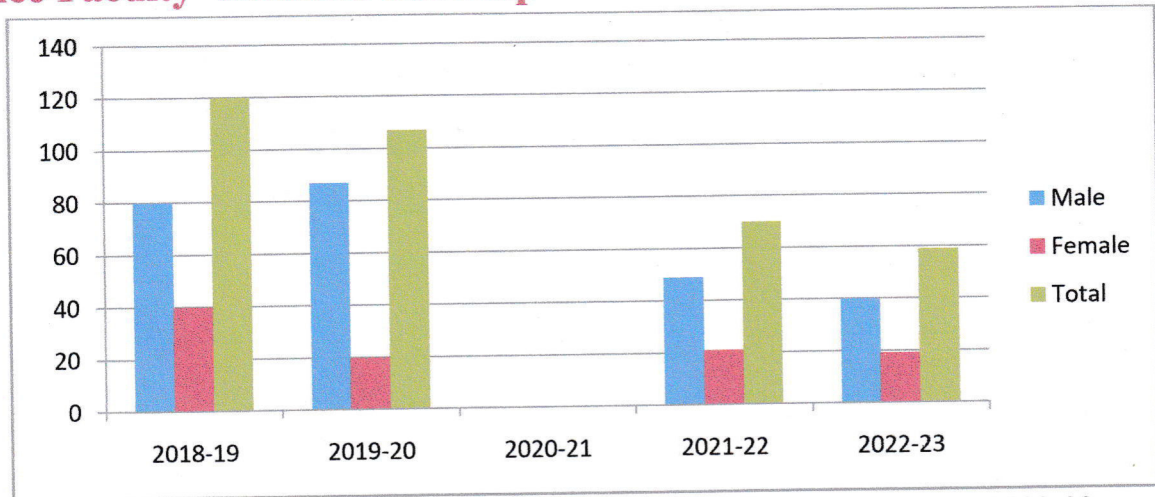
Art's Faculty- Medical Checkup



Gender wise details of Medical Checkup - Arts Faculty 2018-19 to 2022-23

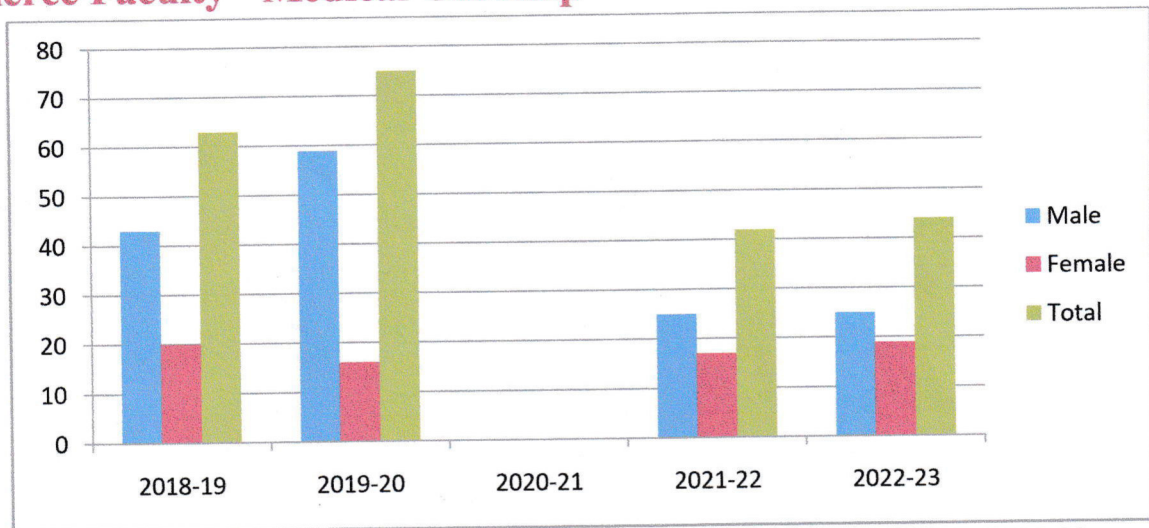


Science Faculty- Medical Checkup



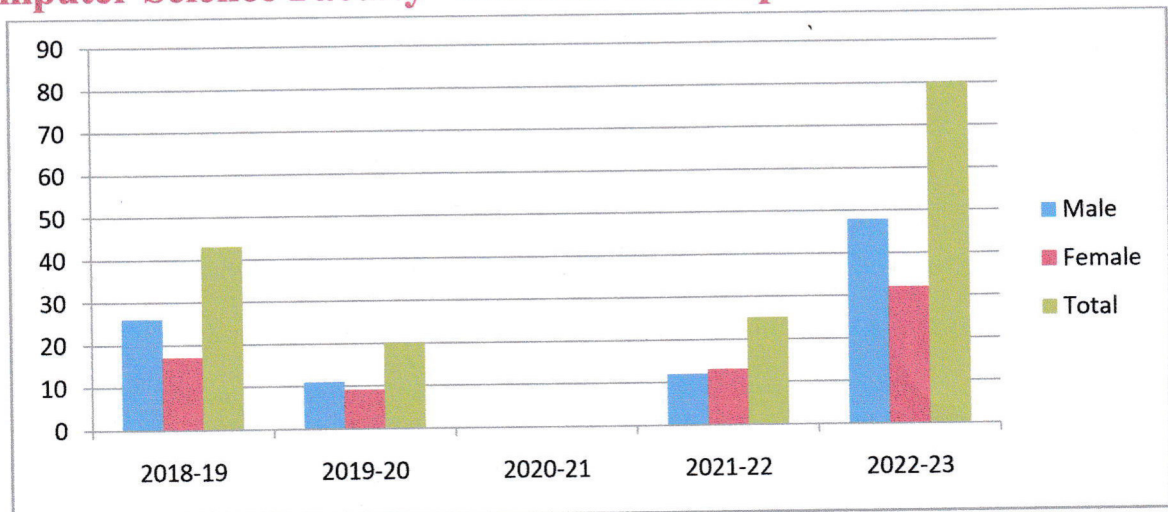
Gender wise details of Medical Checkup -Science Faculty 2018-19 to 2022-23

Commerce Faculty - Medical Checkup



Gender wise details of Medical Checkup - Commerce Faculty 2018-19 to 2022-23

Computer Science Faculty - Medical Checkup



Gender wise details of Medical Checkup - Computer Science Faculty 2018-19 to 2022-23



Table No.4. Number of gender sensitization Programs organized

Year	Title of the program	Date & Duration (From – to)	Total Participant
2018-19	Women's Rights are Human Rights	13 th Feb. 2018	Near about 150
	International Women's day	8 th March 2019	Near about 150
2019-20	Girls Health Awareness Seminar	7 th Dec. 2019	Near about 100
	National Girls Day	24 th Jan. 2020	Near about 100
	International Women's day	8 th March 2020	Near about 100
	Rangoli Competition (Save Girls)	9 th March. 2020	12
2020-21	National Girls Day	24 th Jan. 2021	Near about 100
	International Women's day	8 th march 2021	Near about 150
2021-22	National Girls Day	24 th Jan. 2022	Near about 100
	International Women's day	8 th march 2022	Near about 150
2022-23	Girls Health Checkup	4 th Nov. 2022	Near about 150
	Nirbhay Kanya Abhiyan Karyshala	17 th to 19 th Dec. 2022	Near about 150
	International Women's day	8 th March 2023	Near about 150
	Women's Health and Hygiene	10 th March 2023	Near about 150



Table No. 5. Various activates for girl students. Every year under student's welfare scheme we conduct Nirbhay Kanya Abhiyan, Vidyathrini vyaktimatva Vikas Karyashala programme in our college. The following functions were organized in the college for girls as per the table.

Sr. No.	Name of Seminar/ Conference	Sponsored By	Period
1	Nirbhay Kanya Abhiyan	SWO	17th to 19th Dec. 2022
2	Girls Health Checkup	SWO	4th November 2022
3	National Girls Day	SWO	24th January
4	Girls Health Awareness Seminar	SWO	7th Dec. 2019

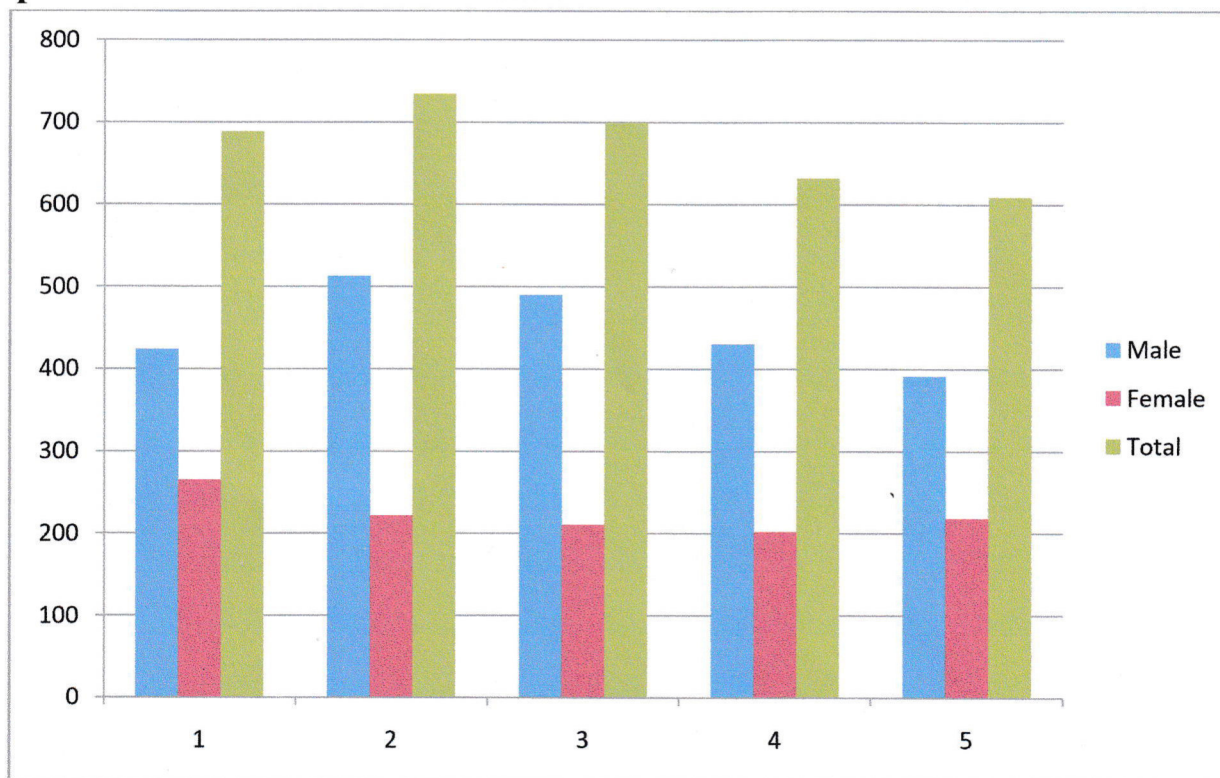


Table No.6.Year Wise Gender Classification

S. N.	Year	Male	Female	Total	%Male	%Female
1	2018-19	424	265	689	61.54	38.46
2	2019-20	513	221	734	69.89	30.11
3	2020-21	490	210	700	70.00	30.00
4	2021-22	431	201	632	68.04	31.96
5	2022-23	391	218	609	64.20	35.80

The above table no 6 indicates year wise analysis of enrolled candidates in college from academic years 2018-19 to 2022-23

Graph: Year wise Gender Classification



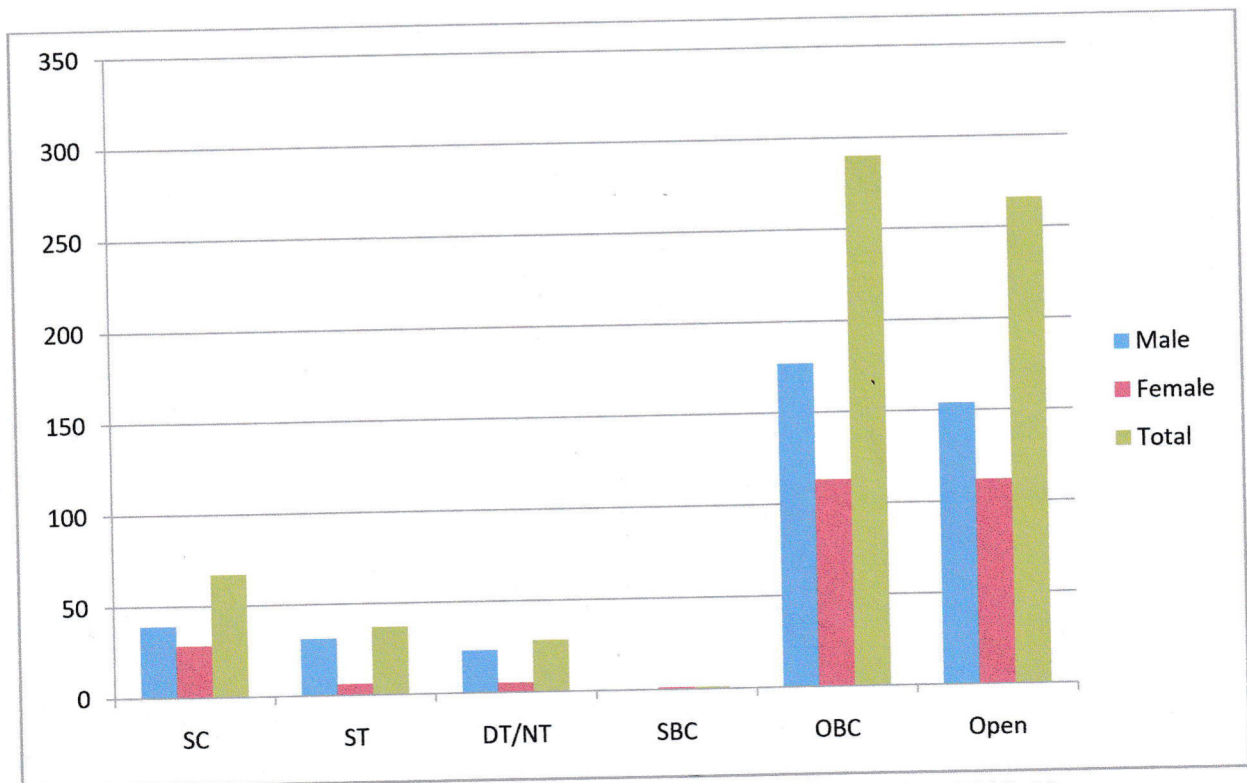
The bar graph shows gender classifications of enrolled candidates in the college - 2018-19 to 2022-23



Table No. 7. Gender Difference in Various Social Categories: 2018-19 to 2022-23
Academic Year- 2018-2019

S. N.	Category	Male	Female	Total	%Male	%Female
1	SC	39	28	67	58.21	41.79
2	ST	31	6	37	83.78	16.22
3	DT/NT	23	5	28	82.14	17.86
4	SBC	0	1	1	0.00	100.00
5	OBC	177	113	290	61.03	38.97
6	Open	154	112	266	57.89	42.11
Total		424	265	689	61.54	38.46

The above table shows the information regarding the percentage of admissions of male and female students in the college, having various categories in the academic year 2018-19



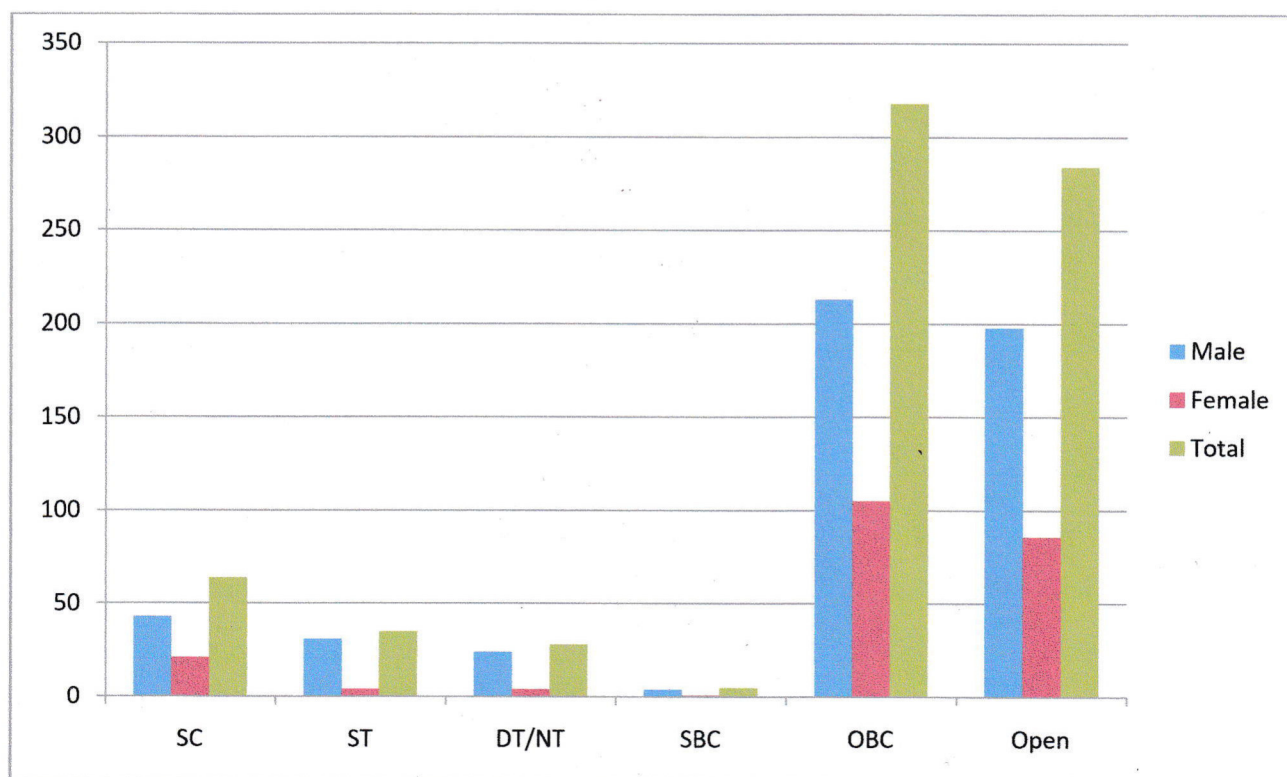
Graph - Gender Difference in Various Social Categories: 2018-19



Academic Year- 2019-2020

S. N.	Category	Male	Female	Total	%Male	%Female
1	SC	43	21	64	67.19	32.81
2	ST	31	4	35	88.57	11.43
3	DT/NT	24	4	28	85.71	14.29
4	SBC	4	1	5	80.00	20.00
5	OBC	213	105	318	66.98	33.02
6	Open	198	86	284	69.72	30.28
Total		513	221	734	69.89	30.11

The above table shows the information regarding the percentage of admissions of male and female students in the college, having various categories in the academic year 2019-20



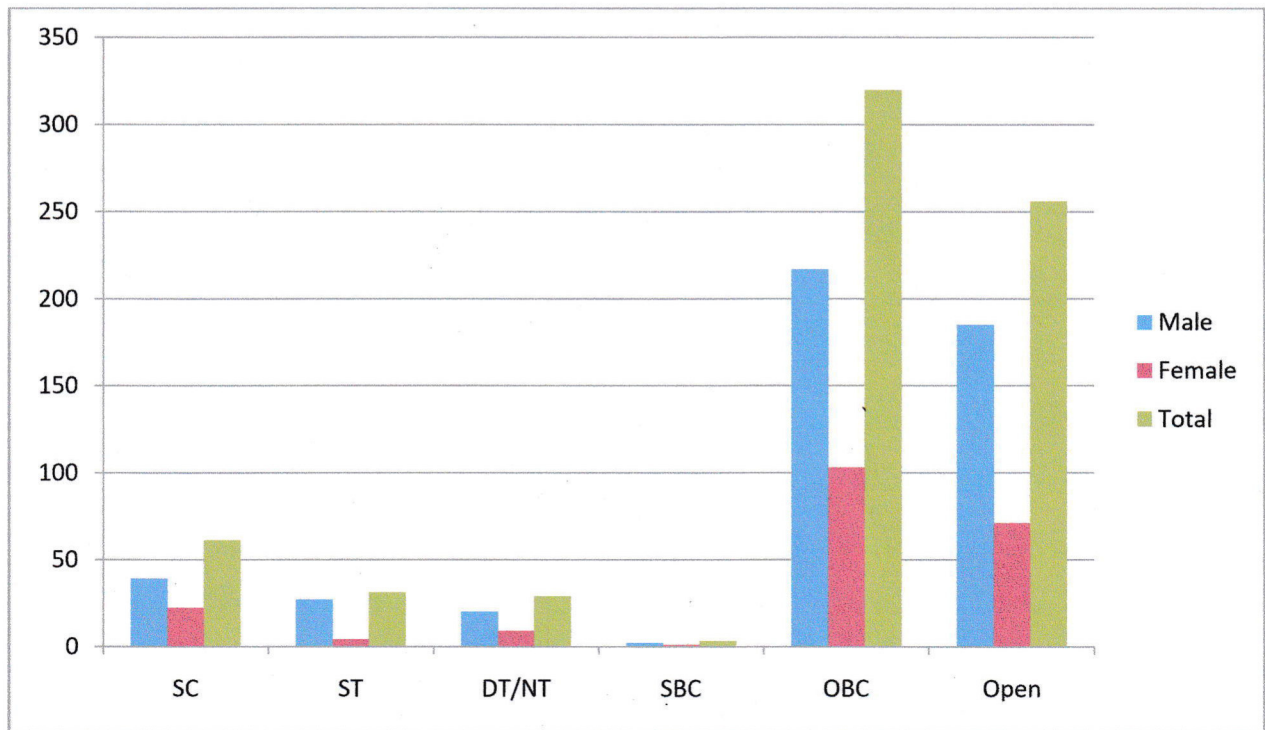
Graph - Gender Difference in Various Social Categories: 2019-20



Academic Year- 2020-2021

S. N.	Category	Male	Female	Total	%Male	%Female
1	SC	39	22	61	63.93	36.07
2	ST	27	4	31	87.10	12.90
3	DT/NT	20	9	29	68.97	31.03
4	SBC	2	1	3	66.67	33.33
5	OBC	217	103	320	67.81	32.19
6	Open	185	71	256	72.27	27.73
Total		490	210	700	70.00	30.00

The above table shows the information regarding the percentage of admissions of male and female students in the college, having various categories in the academic year 2020-21



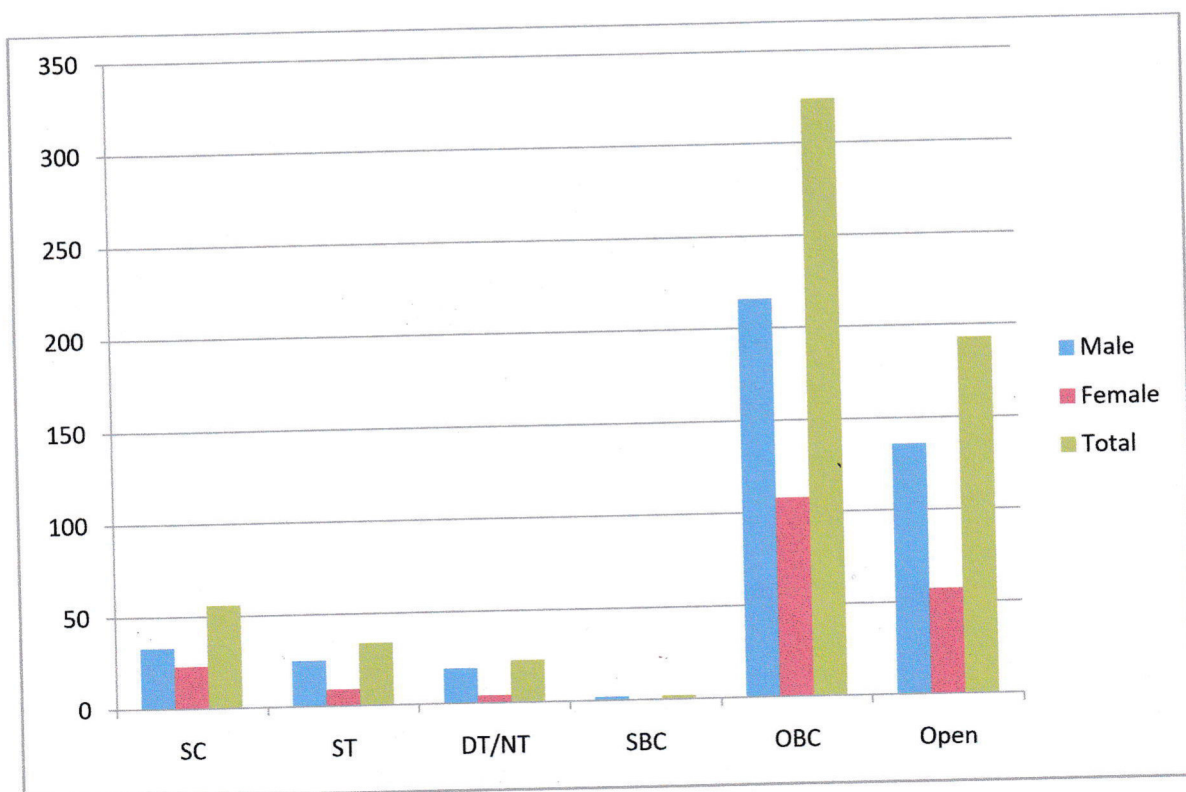
Graph - Gender Difference in Various Social Categories: 2020-21



Academic Year- 2021-2022

S.N.	Category	Male	Female	Total	%Male	%Female
1	SC	33	23	56	58.93	41.07
2	ST	25	9	34	73.53	26.47
3	DT/NT	19	4	23	82.61	17.39
4	SBC	2	0	2	100.00	0.00
5	OBC	216	108	324	66.67	33.33
6	Open	136	57	193	70.47	29.53
Total		431	201	632	68.20	31.80

The above table shows the information regarding the percentage of admissions of male and female students in the college, having various categories in the academic year 2021-22



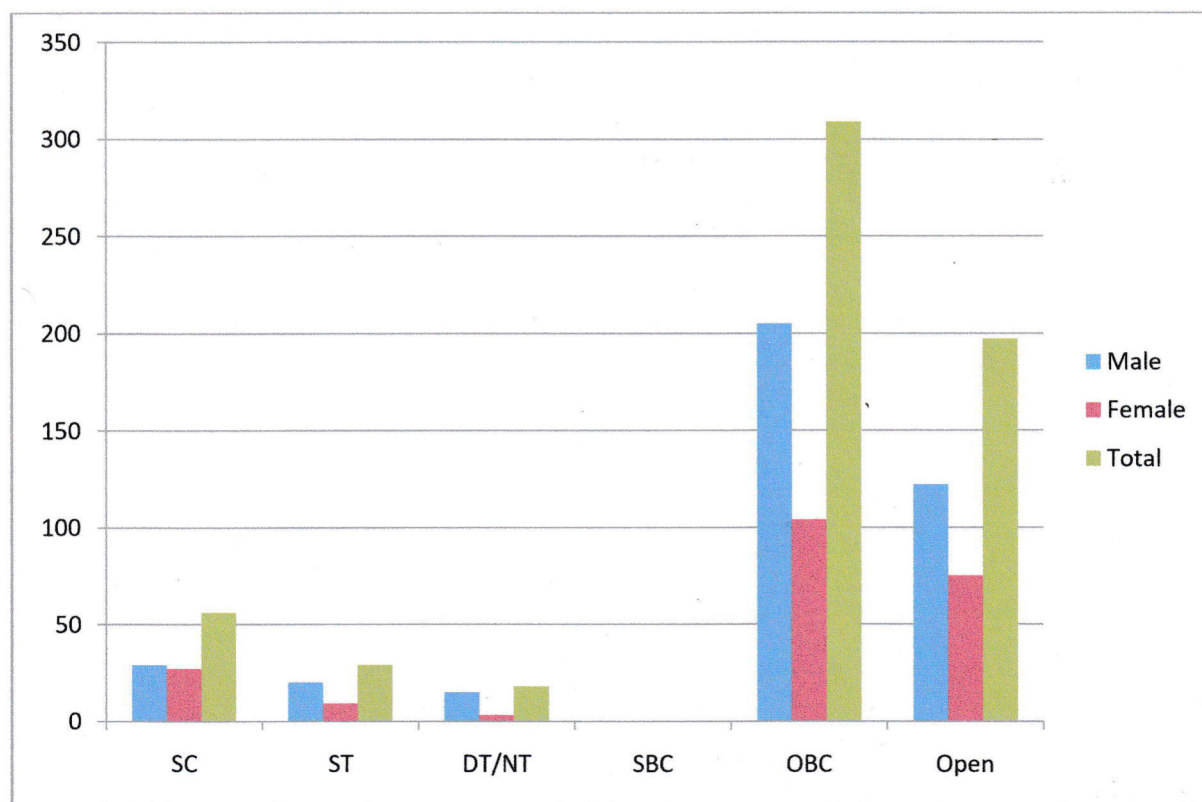
Graph - Gender Difference in Various Social Categories: 2021-22



Academic Year- 2022-2023

S. N.	Category	Male	Female	Total	%Male	%Female
1	SC	29	27	56	51.79	48.21
2	ST	20	9	29	68.97	31.03
3	DT/NT	15	3	18	83.33	16.67
4	SBC	0	0	0	00	00
5	OBC	205	104	309	66.34	33.66
6	Open	122	75	197	61.93	38.07
Total		391	218	609	64.20	35.80

The above table shows the information regarding the percentage of admissions of male and female students in the college, having various categories in the academic year 2022-23



Graph - Gender Difference in Various Social Categories: 2022-23

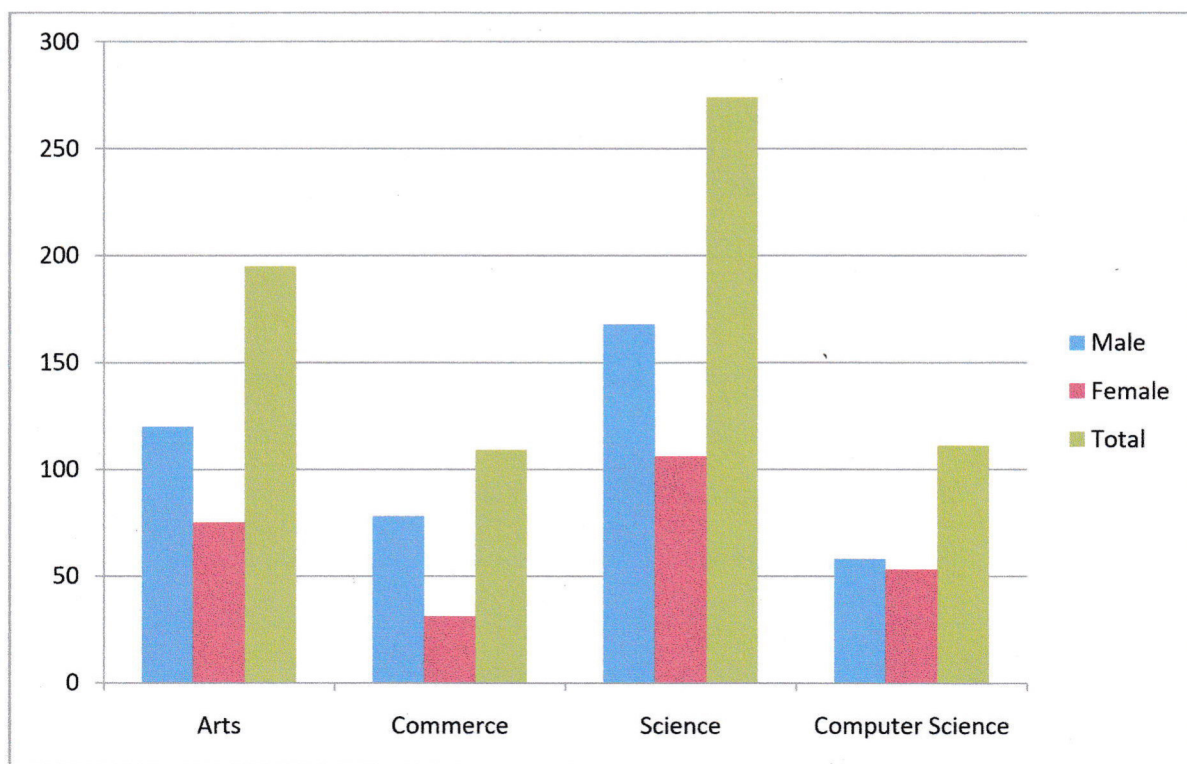


Table No. 8. Faculty wise Gender Difference of the students: 2018-19 to 2022-23

Academic Year-2018-19

S. N.	Faculty	Male	Female	Total	% Male	% Female
1.	Arts	120	75	195	61.54	38.46
2.	Commerce	78	31	109	71.56	28.44
3.	Science	168	106	274	61.31	38.69
4.	Computer Science	58	53	111	52.25	47.75
Total		424	265	689	61.54	38.46

The above table shows the information regarding faculty wise percentage of male and female students in the college in academic year 2018-19



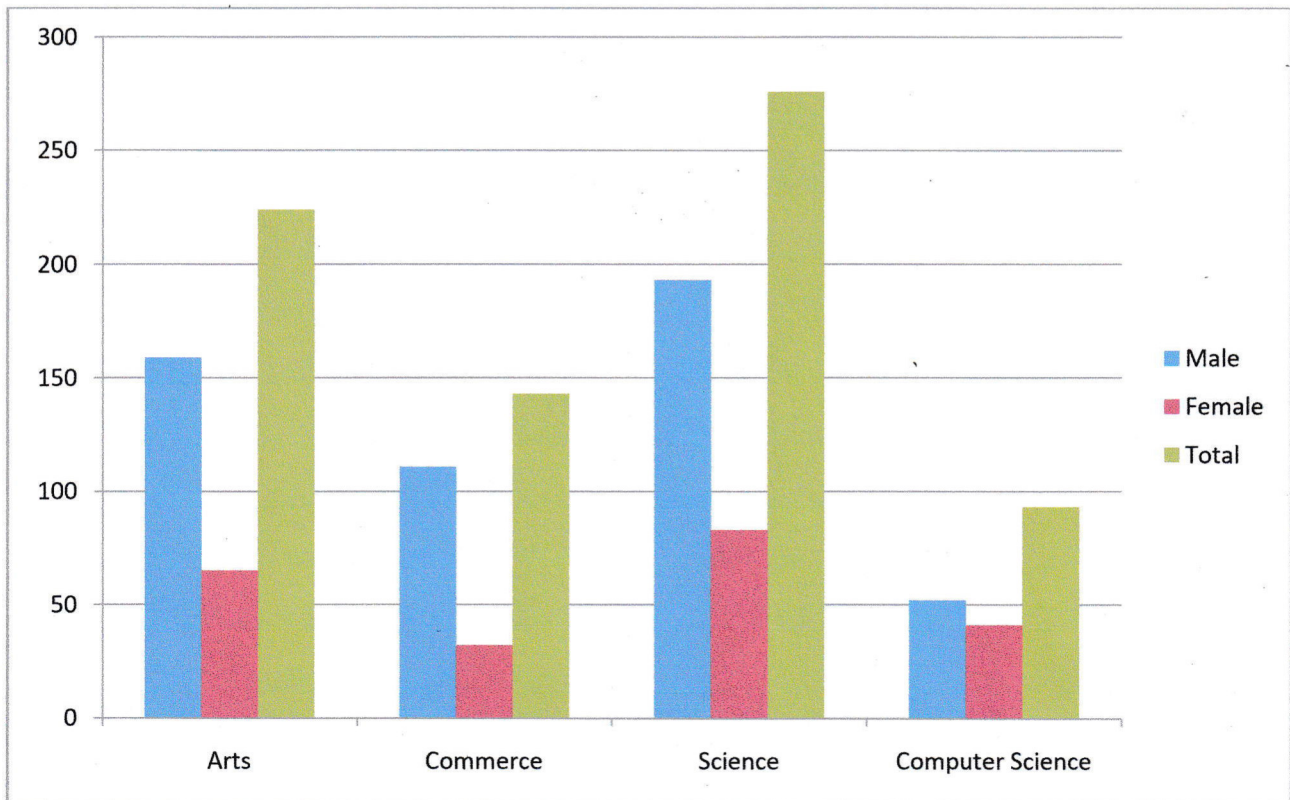
The bar graph shows gender classifications of faculty wise analysis of students – 2018-19



Academic Year-2019-20

S. N.	Faculty	Male	Female	Total	% Male	% Female
1.	Arts	158	65	223	70.85	29.15
2.	Commerce	111	32	143	77.62	22.38
3.	Science	193	83	276	69.93	30.07
4.	Computer Science	51	41	92	55.43	44.57
Total		513	221	734	69.89	30.11

The above table shows the information regarding faculty wise percentage of male and female students in the college in academic year 2019-20



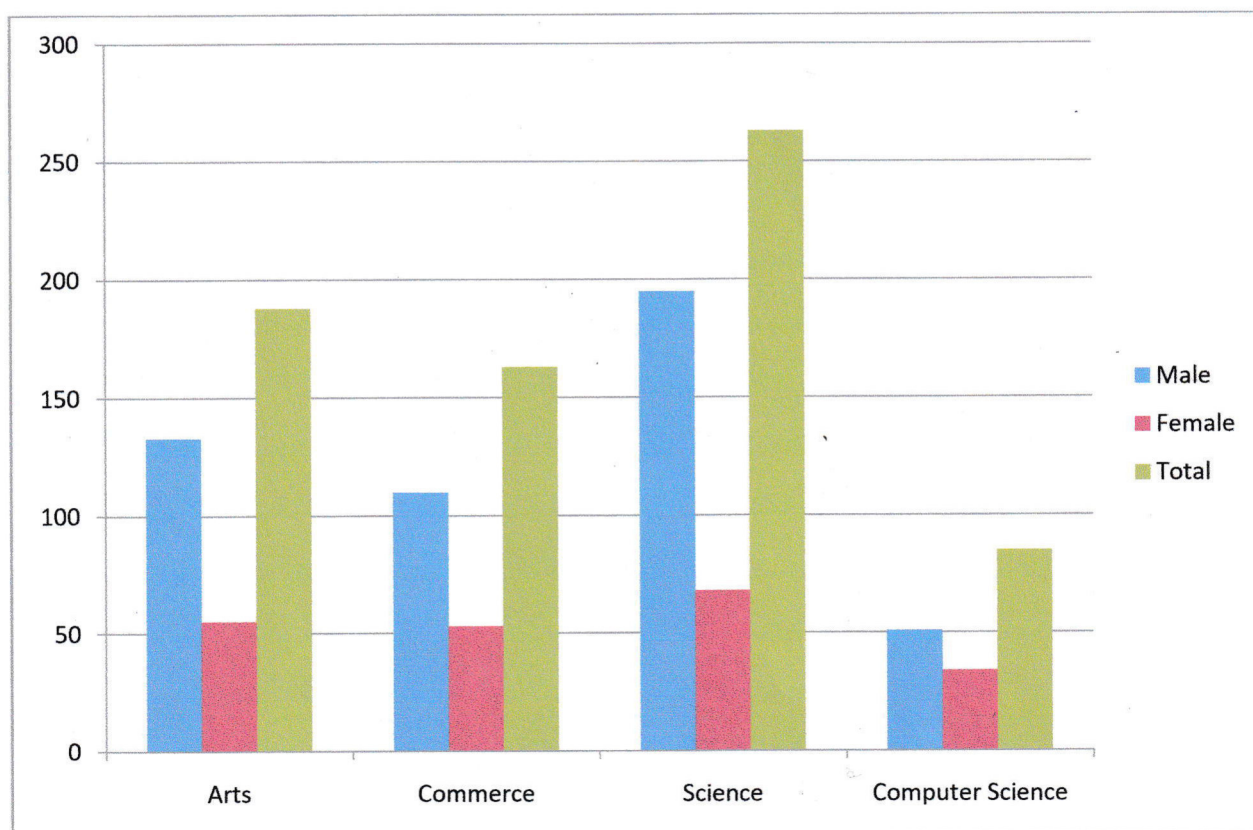
The bar graph shows gender classifications of faculty wise analysis of students – 2019-20



Academic Year-2020-21

S. N.	Faculty	Male	Female	Total	% Male	% Female
1.	Arts	133	55	188	70.74	29.26
2.	Commerce	110	53	163	67.48	32.52
3.	Science	196	68	264	74.24	25.76
4.	Computer Science	51	34	85	60.00	40.00
Total		490	210	700	70.00	30.00

The above table shows the information regarding faculty wise percentage of male and female students in the college in academic year 2020-2021



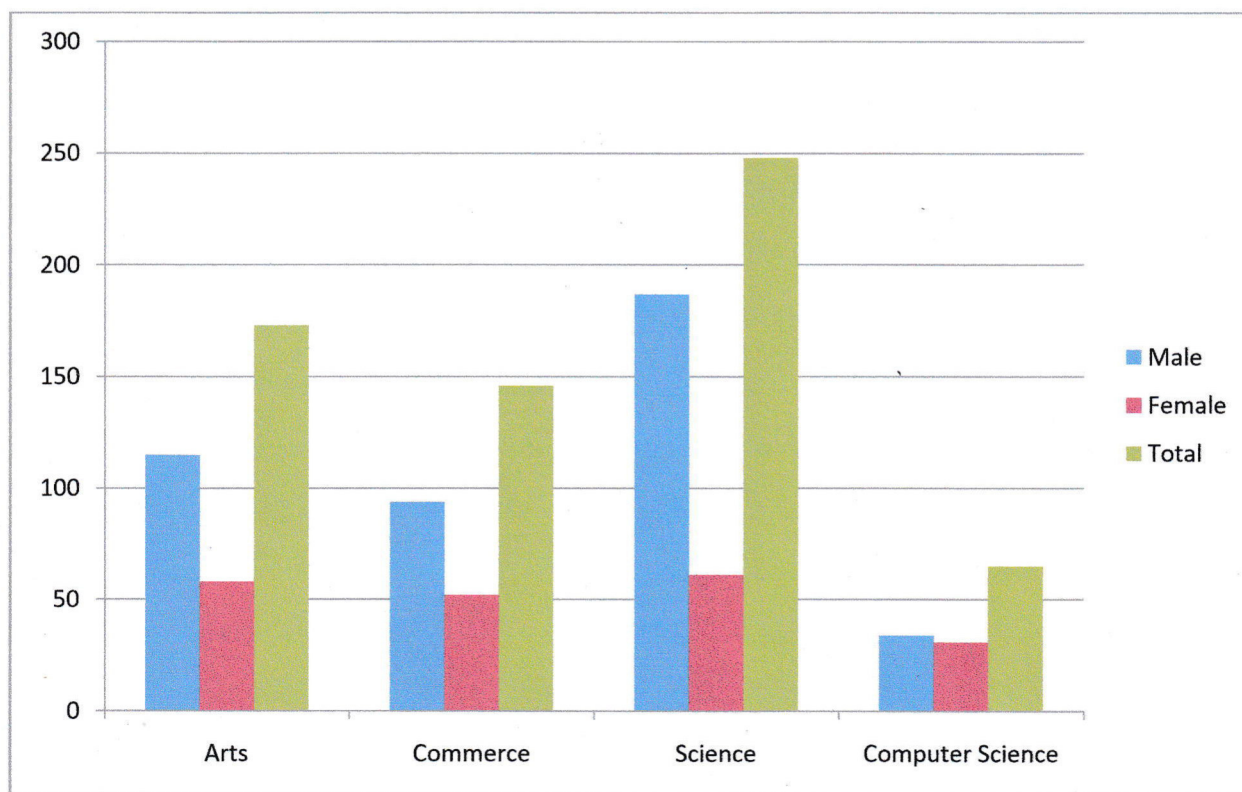
The bar graph shows gender classifications of faculty wise analysis of students – 2020-21



Academic Year – 2021-22

S. N.	Faculty	Male	Female	Total	% Male	% Female
1.	Arts	115	58	173	66.47	33.53
2.	Commerce	94	52	146	64.38	35.62
3.	Science	187	61	248	75.40	24.60
4.	Computer Science	34	31	65	52.31	47.69
Total		431	201	632	68.20	31.80

The above table shows the information regarding faculty wise percentage of male and female students in the college in the academic year 2021-22



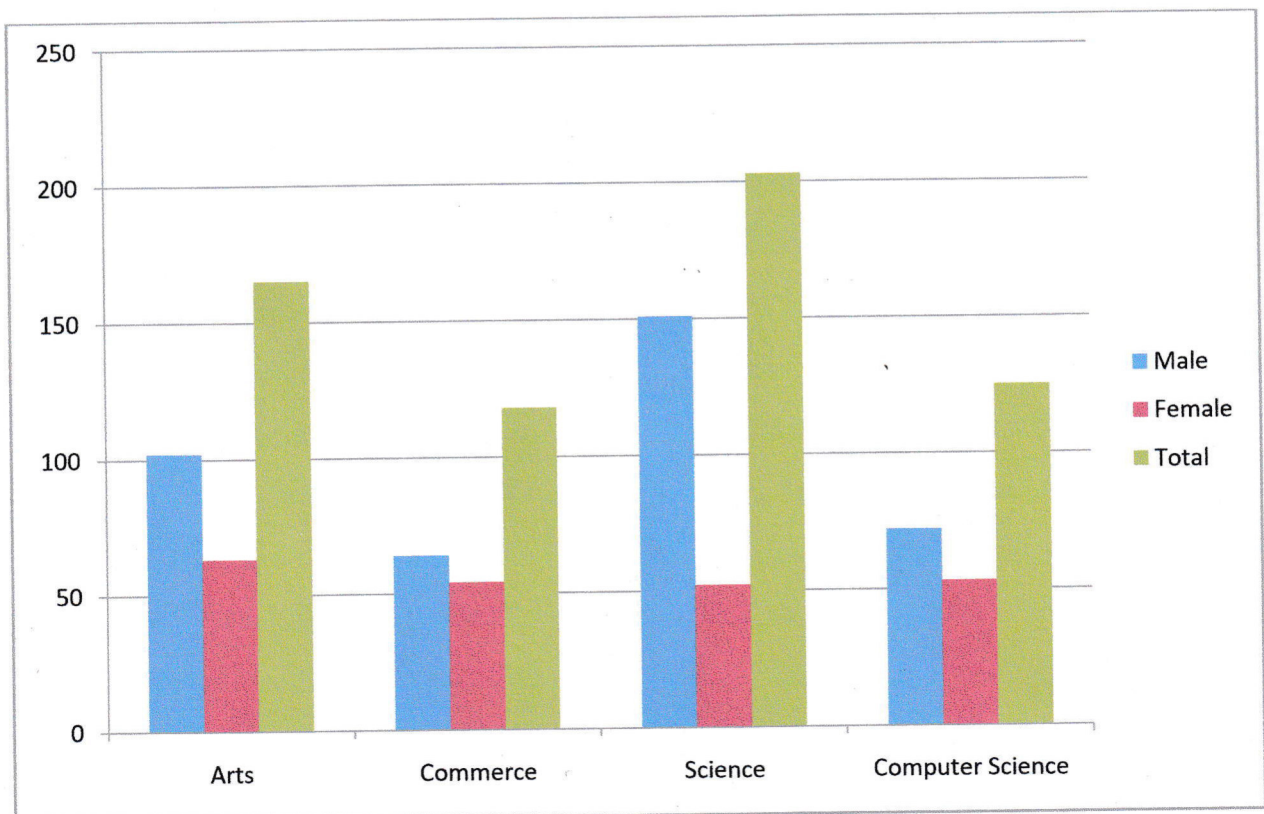
The bar graph shows gender classifications of faculty wise analysis of students – 2021-22



Academic Year- 2022-23

S. N.	Faculty	Male	Female	Total	% Male	% Female
1.	Arts	102	63	165	61.82	38.18
2.	Commerce	65	53	118	55.08	44.92
3.	Science	152	49	201	75.62	24.38
4.	Computer Science	72	53	125	57.60	42.40
Total		391	218	609	64.20	35.80

The above table shows the information regarding faculty wise percentage of male and female students in the college in the academic year 2022-23



The bar graph shows gender classifications of faculty wise analysis of students – 2022-23



Table No. 9. Gender Difference in Enrollment as NSS Volunteers: 2018-19 to 2022-23

S. N.	Year	Male	Female	Total	%Male	%Female
1	2018-19	70	80	150	46.67	53.33
2	2019-20	68	82	150	45.33	54.67
3	2020-21	79	71	150	52.67	47.33
4	2021-22	73	77	150	48.67	51.33
5	2022-23	64	86	150	42.67	57.33

The above table shows the information regarding Enrollment as NSS Volunteers in the academic year 2018-19 to 2022-23



The Above Graph shows the information regarding Enrollment as NSS Volunteers in the academic year 2018-19 to 2022-23


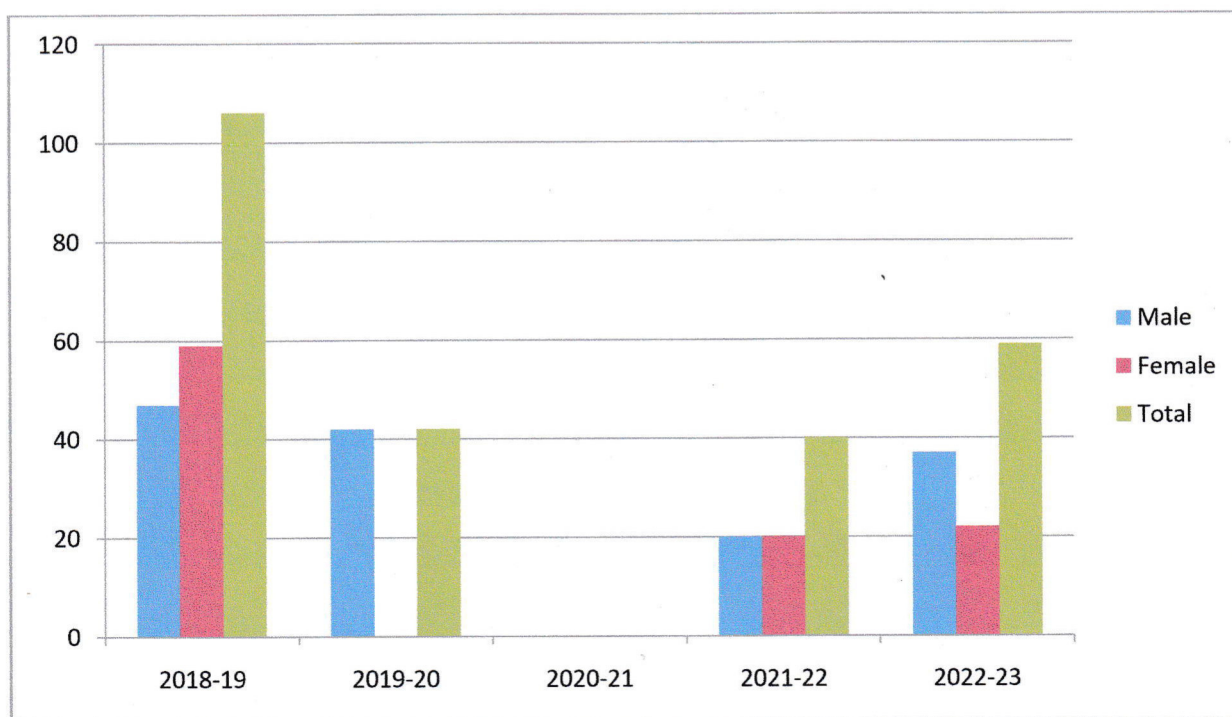


Table No. 10. Gender Difference in Participate in Sport Competition : 2018-19 to 2022-23

S. N.	Year	Male	Female	Total	%Male	%Female
1	2018-19	47	59	106	44.34	55.66
2	2019-20	42	0	42	100.00	0.00
3	2020-21	0	0	0	0.00	0.00
4	2021-22	20	20	40	50.00	50.00
5	2022-23	37	22	59	62.71	37.29

The above table shows the information regarding Gender Difference in Participate in Sport Competition in the academic year 2018-19 to 2022-23

Graph: Gender Difference in Participate in Sport Competition



The above Graph shows the information regarding Gender Difference in Participate in Sport Competition in the academic year 2018-19 to 2022-23



Table No. 11. Gender Difference in Teaching Faculty 2018-19 to 2022-23

S. N.	Year	Male	Female	Total	% Male	% Female
1	2018-19	10	18	28	35.71	64.29
2	2019-20	11	18	29	37.93	62.07
3	2020-21	10	19	29	34.48	65.52
4	2021-22	12	19	31	38.71	61.29
5	2022-23	12	21	33	36.36	63.64

The above table no.11 indicates year wise gender analysis of faculty at college from academic years 2018-19 to 2022-23

➤ **Graph: Gender Difference in Teaching Faculty**



The above Graph indicates year wise gender analysis of faculty at college from academic years 2018-19 to 2022-23

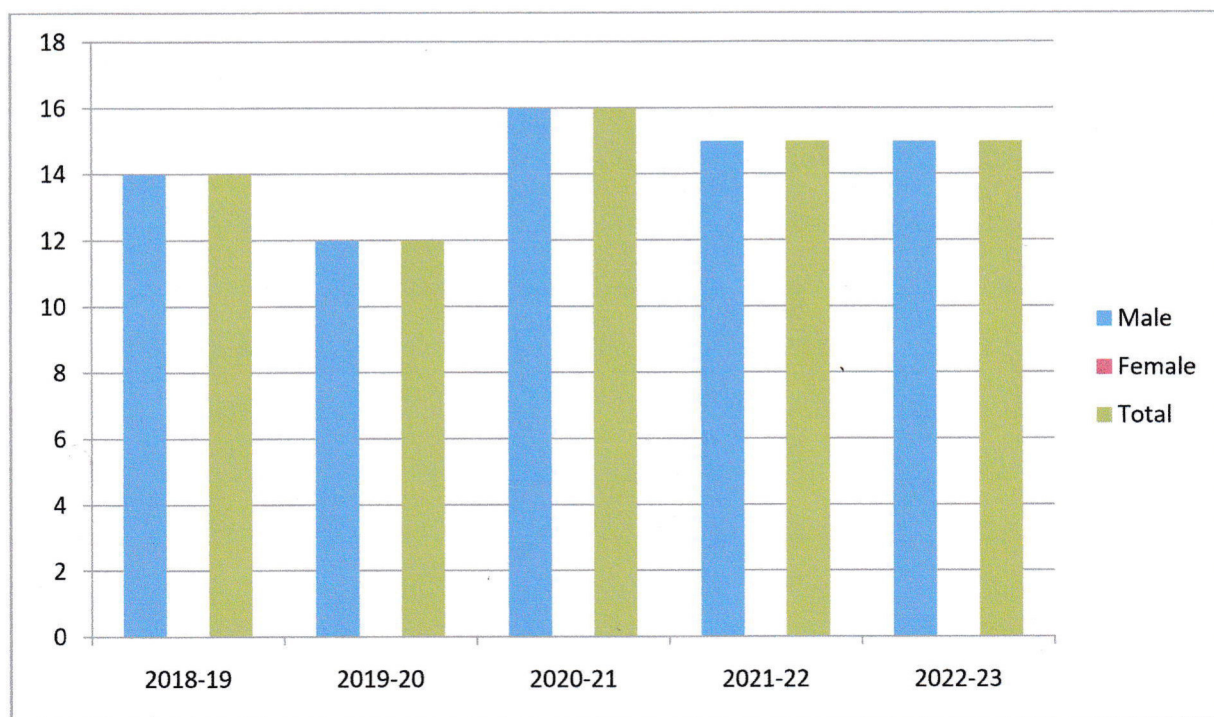


➤ **Table No. 12. Gender Difference in Non-Teaching Faculty 2018-19 to 2022-23**

S. N.	Year	Male	Female	Total	% Male	% Female
1	2018-19	14	0	14	100.00	0.00
2	2019-20	12	0	12	100.00	0.00
3	2020-21	16	0	16	100.00	0.00
4	2021-22	15	0	15	100.00	0.00
5	2022-23	15	0	15	100.00	0.00

The above table no.12 indicates year wise gender analysis of Non Teaching faculty at college from academic years 2018-19 to 2022-23

➤ **Graph: Gender Difference in Non-Teaching Faculty**



The above Graph indicates year wise gender analysis of Non Teaching faculty at college from academic years 2018-19 to 2022-23



Conclusions

1. The average participation of girls in earn and learn activities in the five years from 2018-19 to 2022-23 is 56.12 percent. This means that special emphasis is being laid on the financial empowerment of girls in colleges.
2. In the five years from 2018-19 to 2022-23 the average participation of girls in National Service Scheme is 52.08 percent. In other words, it is clear that emphasis is being laid on the overall development of girls in the college.
3. Special activities and lectures are organized in the college regarding women empowerment.
4. In the five years from 2018-19 to 2022-23 the average enrollment of girls Students in college is 33.02, but enrollment of girls Students in the vocational courses taught in the college is 44.20 percent which is satisfactory.
5. The average number of women in the total number of teachers in the college is 63.33 in the five years from 2018-19 to 2022-23.




PRINCIPAL

Karmaveer Kakasaheb Wagh Education Society's
Karmaveer Kakasaheb Wagh Arts, Commerce,
Science & Computer Science College,
Kakasaheb Nagar, Tal. Niphad, Dist. Nashik-422 308



K. K. Wagh Education Society's

K. K. Wagh Arts, Commerce, Science & Computer Science College, Kakasaheb Nagar (Ranwad)

At Post - Kakasaheb Nagar (Ranwad), Tal - Niphad, Dist - Nashik - 422 308.

(Affiliated to Savitribai Phule Pune University)

SPPU ID : PU/NS/ACSCS/86/2004

College Code : 774

A.I.S.H.E. Code : C-42166

+91-2550-257291

principal-seniorknagar@kkwagh.edu.in

www.https://asck.kkwagh.edu.in

Ref.: KKWES/Senior K.Nagar/

Date : 10/04/2023

Gender Audit Report

The following committee visiting college for gender audit on 9th January 2023 at 11.00 a.m

Hon. Dr. R. A. Herole, Chairperson

(Principal, K. K. Wagh College of Pharmacy Pimplas, Tal- Niphad, Dist- Nashik)

Hon. Dr. Savita G. Sawant, Member

(Vice Principal, K. K. Wagh Arts Commerce Science & Computer Science College Chandori, Tal- Niphad, Dist- Nashik)

Hon. Dr. Bhavna S. Poul, Member

(Vice Principal, K. K. Wagh Arts Commerce Science & Computer Science College, B. Nagar Tal- Niphad, Dist- Nashik)

After observing presentation, documents and discussion with faculty it has been observed that the college has good no. of facilities, activities and tried maintain to gender balance.

The committee has some Recommendations as follow

1. In the average participation of girls in various sports competitions is low at 40.89 percent. Special measures should be taken to increase the participation of girls in sports competitions.
2. Due to low levels of hemoglobin the participation of girls in blood donation camps is very low. Special measures should be taken to increase the overall hemoglobin level of girls.
3. Although the average enrollment of girls is 36.33 percent, which is very low, it is expected to increase.

S.N.	Name	Designation	Sign
1	Hon. Dr. R. A. Herole (Principal, K. K. Wagh College of Pharmacy Pimplas, Tal- Niphad, Dist- Nashik)	Chairperson	
2	Hon. Dr. Savita G. Sawant, Member (Vice Principal, K. K. Wagh Arts Commerce Science & Computer Science College Chandori, Tal- Niphad, Dist- Nashik)	Member	
3	Hon. Dr. Bhavna S. Poul, Member (Vice Principal, K. K. Wagh Arts Commerce Science & Computer Science College, B. Nagar Tal- Niphad, Dist- Nashik)	Member	



PRINCIPAL

Karmaveer Kakasaheb Wagh Education Society's
Karmaveer Kakasaheb Wagh Arts, Commerce,
Science & Computer Science College,
Kakasaheb Nagar, Tal- Niphad, Dist- Nashik-422 308



K. K. Wagh Education Society's

K. K. Wagh Arts, Commerce, Science & Computer Science College, Kakasaheb Nagar

At. Post. Kakasaheb Nagar, Tal. Niphad, Dist. Nashik - 422308.

(Affiliated to Savitribai Phule Pune University)

SPPU ID: PU/NS/ACSCS86/2004

College Code: 774

A.I.S.H.E. Code: C-42166



+ 91-2550- 257291



principal-seniorknagar@kkwagh.edu.in



www.https://asck.kkwagh.edu.in

Gender Audit Action Taken Report

According to a gender audit conducted by K. K. Wagh Arts, Commerce, Science and Computer Science College, Kakasaheb Nagar, the expert committee had suggested that efforts should be made to increase the hemoglobin level of girls as well as increase the participation of girls in sports competitions. Also effort should be made to increase the Enrolment of Girls. Accordingly, the following measures have been taken by the college.

1. The medicine is being distributed to all the girls regularly to increase the hemoglobin level of Girl students through Ranwad Primary Health Center.

2. The following special efforts were made through the Sports Department to increase the participation of girls in sports competitions.

Under the Karmaveer Sports Competition girls Kabaddi competitions were organized in the college in every year

The college sports teacher go to the classes and encourage girls to participate in various sports.

3. To increase the enrollment of girls in the college, the bus facility to the college has been made available through the State Transport Corporation. Therefore, it has become convenient for students from rural areas to come and go to the college. Through this, the number of girls taking admission in college will increase.



Amul

PRINCIPAL

Karmaveer Kakasaheb Wagh Education Society's
Karmaveer Kakasaheb Wagh Arts, Commerce,
Science & Computer Science College,
Kakasaheb Nagar, Tal. Niphad, Dist. Nashik-422308



K. K. Wagh Education Society's

K. K. Wagh Arts, Commerce, Science & Computer Science College, Kakasaheb Nagar

At. Post. Kakasaheb Nagar, Tal. Niphad, Dist. Nashik – 422308.

(Affiliated to Savitribai Phule Pune University)

SPPU ID: PU/NS/ACSCS86/2004

College Code: 774

A.I.S.H.E. Code: C-42166



+ 91-2550- 257291



principal-seniorknagar@kkwagh.edu.in



www.https://asck.kkwagh.edu.in

Bus facility to the college has been made available through the State Transport Corporation





K. K. Wagh Education Society's

K. K. Wagh Arts, Commerce, Science & Computer Science College, Kakasaheb Nagar

At. Post. Kakasaheb Nagar, Tal. Niphad, Dist. Nashik - 422308.

(Affiliated to Savitribai Phule Pune University)

SPPU ID: PU/NS/ACSCS86/2004

College Code: 774

A.I.S.H.E. Code: C-42166



+ 91-2550- 257291



principal-seniorknagar@kkwagh.edu.in



www.https://asck.kkwagh.edu.in

Medicine distribution in girl students



Iron and Folic Acid Tablets to increase HB in girl students



Karmveer sports competitions – Girls Kabaddi



Moments of competition

